

**SUN**sign

**SUN**sign

info@sunsignad.com  
www.sunsignad.com

**SHANGHAI SUNSIGN AD CO.,LTD**

Email: info@sunsignad.com  
ADD: No. 8 Linhu Avenue, Wujiang  
District, Suzhou City, Jiangsu  
Province, China

**PROFESSIONAL SIGN  
MANUFACTURER**

**THANK YOU  
FOR YOUR BUSINESS**


- CHANNEL LETTERS
- LED SIGN LETTERS
- LED LIGHT BOX
- SIGNAGE DISPLAY
- WAY-FINDING

# THANK YOU

FOR CHOOSING US

## CONTENT

- 02 // ABOUT US
- 04 // WHAT WE DO
- 06 // WHY US
- 08 // HOW WE WORK
- 10 // TYPES OF SIGN
- 12 // ACRYLIC LED SIGN
- 14 // BACKLIT LETTER
- 16 // ACRYLIC BACKLIT LETTERS
- 17 // RESIN LED LETTER
- 18 // LED CHANNEL LETTER
- 20 // RETRO LETTER
- 21 // CAR LOGO
- 22 // NEON SIGN
- 24 // NON-ILLUMINATED
- 26 // INSTALLATION
- 28 // CASES





— ABOUT US

# 01

## OUR STORY ... SO FAR



ENERGY-SAVING  
LED



RECYCLABLE  
ACRYLIC



WATER-PROOF FOR  
OUTDOOR USE



EASY FOR  
MAINTENANCE



STABLE AND LONG  
LIFETIME

# PROFESSIONAL SIGN MANUFACTURER

### WE ARE PASSIONATE AT WHAT WE DO

Sunsign is a sign manufacturer which provide signs solutions for companies, governments, malls, stores, hotels, hospital and other industries. We focus on providing all kinds of sign products and service such as designing, manufacturing, installation, after sale service, etc. Stick to the principle of the supremacy of service, we provide one-one service ranging from chatting and designing to production and installation solution to meet customers demands.



### WE ADVOCATE EFFICIENT PRODUCTION WITH ENERGY SAVING

We advocate environmental protection and energy conservation using recyclable acrylic materials and energy-efficient stable LED light sources



### WE PURSUE EXCELLENCE BUT NOT FORGET OUR HEART

We adhere to excellent quality, continue to provide quality products to our customers, strictly demand ourselves, strive to develop ourselves, and always maintain a high degree of industry competitiveness.

# 02

## WE OFFER YOU BEST SIGN SOLUTIONS

### LOOK WHAT WE CAN DO FOR YOU

We emphasize that quality product is our first principle .We have skilled production team with advanced machine and our IQC and OQCteam with strict quality control system to check all products which lead to a top quality .

We believe that the quality is the life of enterprise and adhere to the principle of Service-oriented . Wish to create win-win cooperation relationship with you

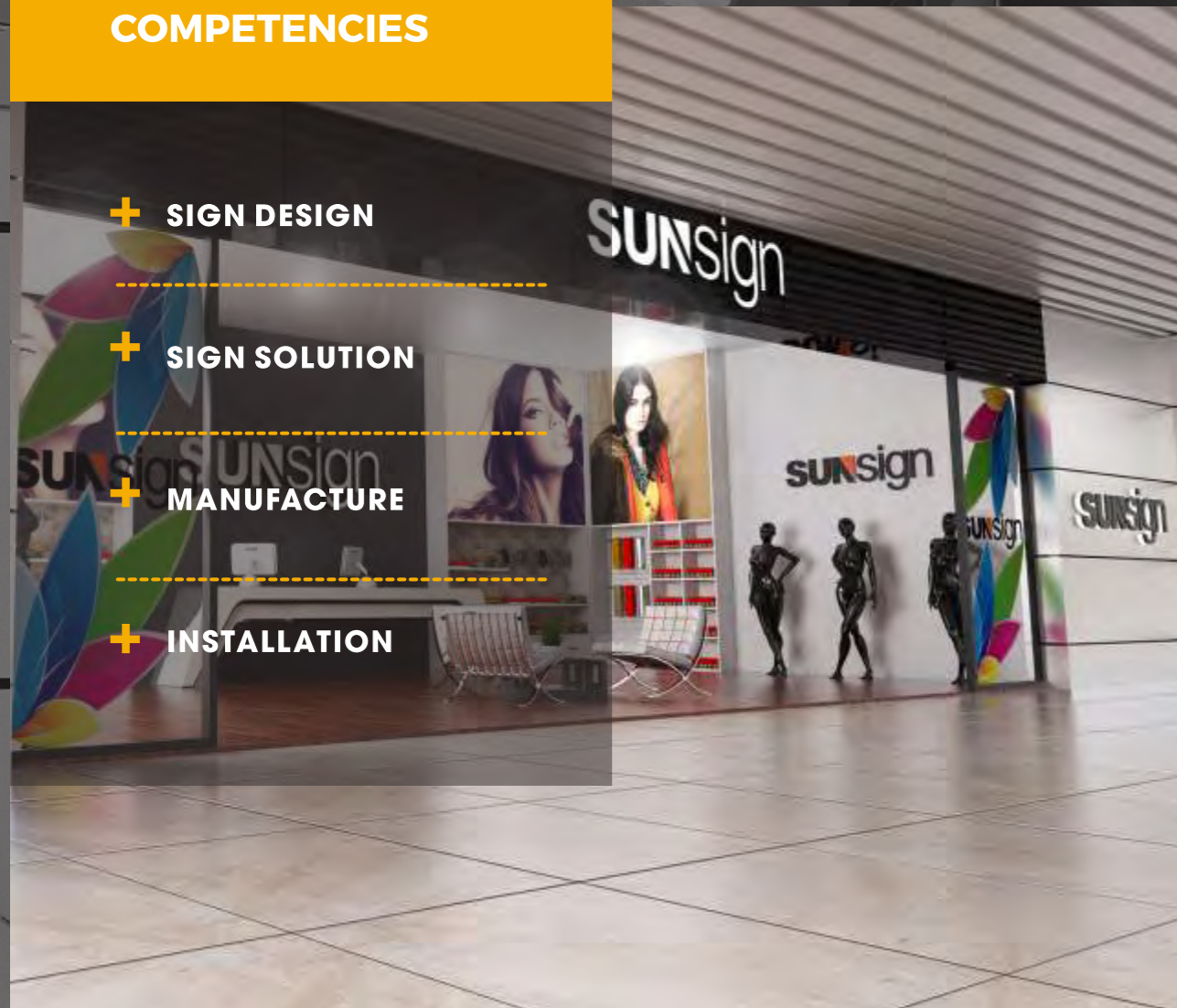
#### CORE COMPETENCIES

+ SIGN DESIGN

+ SIGN SOLUTION

+ MANUFACTURE

+ INSTALLATION



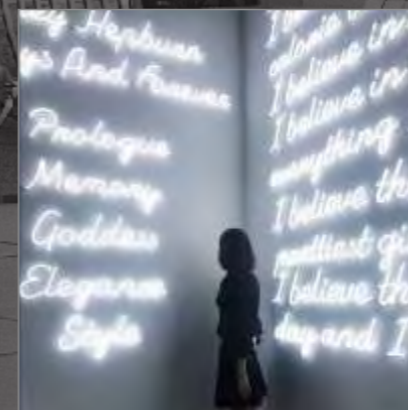
BUILDING SIGN +



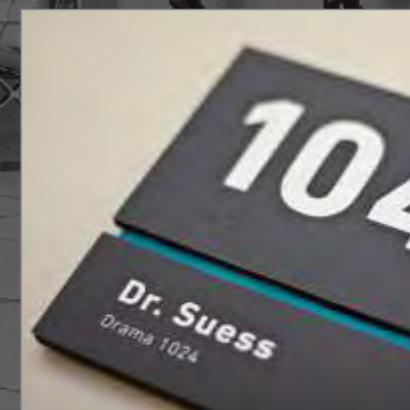
STORE SIGN +



GLASS VINYL +



DECORATION +



HOUSE NUMBER +



WAY-FINDING +

# 03

## SIMPLE FACTS ABOUT US

### WE ARE FULLY FACTORY OUTLET




Top quality or affordable price, which is better ?  
but if let me say, why not having both?  
now you have a new choice, with sunsign which provide you top quality products based on factory outlet price

### OUR STRENGTH IN NUMBERS

- 10 years of professional industry experience
- 50 production engineers team
- 5000 Square factory
- 24 hours customer service

#### 02 // ADVANCED MACHINES



ACRYLIC POLISHING



AUTO BENDING



CNC CUTTING



LASER CUTTING

#### 03 // COMPLETE MATERIAL CERTIFICATION



ROHS FOR LED    CE FOR TRANSFORMER    UL FOR ACRYLIC    SGS FOR ACRYLIC    CE FOR LED

— HOW WE WORKS

# 04



## SEE HOW WE WORK


SEE HOW THE PERFECT QUALITY PRODUCT WAS BORN



### OUR ADVANTAGES REASON FOR CHOOSE US

01  PROFESSIONAL TEAM

02  RICH EXPERIENCE

03  EFFICIENT PRODUCTION

04  AFTER-SALES SERVICE

## WE BUILD YOUR SIGN AND WE LIKE TO DO IT PERFECTLY

# 05



## TYPES OF SIGN LETTERS

WE DO ALL TYPES OF SIGN LETTERS

### COMMON ILLUMINATED TYPE



### NON ILLUMINATED LETTERS

### THE BEST IN THEIR CLASS

### ILLUMINATED LETTERS

	SS-001	Metal cut letters
	SS-002	Metal channel letters
	SS-003	Acrylic cut letters
	SS-004	Stand 3D letters
	SS-005	Sharped metal channel letters
	SS-006	Acrylic cut led letters
	SS-007	Metal led channel letters
	SS-008	Led channel letters
	SS-009	Metal backlit letters(stand off the wall)
	SS-010	Resin led letters
	SS-011	Metal led channel letters(no edge)
	SS-012	Side lighted letters
	SS-013	Full lighted letters
	SS-014	Side dot lighted letters
	SS-015	Double side lighted letters
	SS-016	Acrylic led channel letters
	SS-017	Acrylic vacuum forming led letters
	SS-018	Dot matrix led letters
	SS-019	Light bulb retro letters
	SS-020	Neon letters
	SS-021	Car logo
	SS-022	Double side light box
	SS-023	Metal light box
	SS-024	Door house number plate
	SS-025	Guidence signage

### LIGHT BOX WAY-FINDING SIGNAGE

## ACRYLIC LED LETTERS

SOLID ACRYLIC CUT LED LETTERS



INDOOR USE

### PRODUCT BENEFITS

-  **HIGH BRIGHTNESS**  
BRIGHT LED

---

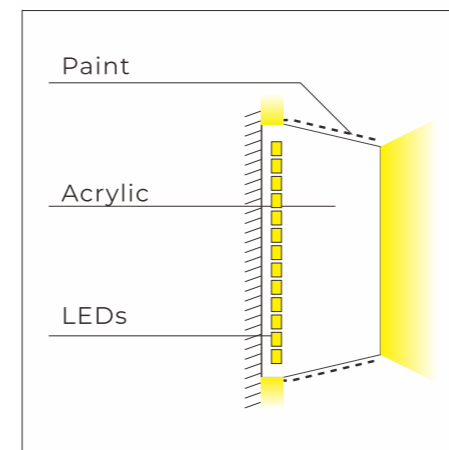
-  **LOWER WEIGHT**  
LIGHTER THAN METAL

---

-  **EFFICIENT PRODUCTION**  
CNC FAST CUTTING



---

-  **AFFORDABLE PRICE**  
FACTORY OUTLET




 **THICKNESS** 20-35mm  **MINIMUM LINE** 5mm


### PRODUCT FEATURES

-  **MATERIAL** ACRYLIC 



---

-  **LED COLOR** LED STRIP 


---

-  **SIDE COLOR** REFER TO COLOR SYSTEM 


---

-  **POWER SUPPLY** CE ROSH UL LISTED 

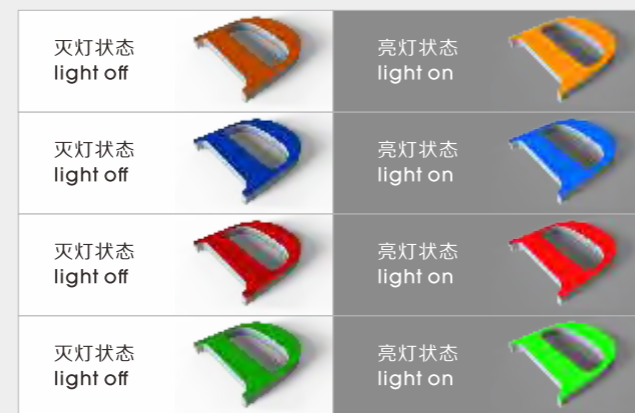
---

-  **INPUT VOLTAGE** 12V 

#### ▼ INTERNAL STRUCTURE WITH LED SMD board



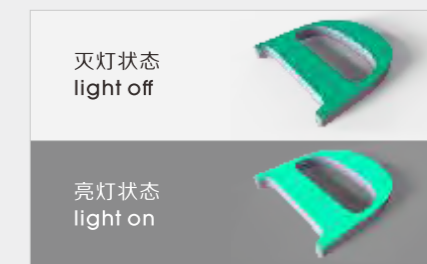
#### 01// DIFFERENT ACRYLIC COLOR LIGHT OFF VS LIGHT ON



#### 02// DIFFERENT LED COLOR LIGHT OFF VS LIGHT ON



#### 03// SURFACE WITH VINYL COLOR LIGHT OFF VS LIGHT ON



CUSTOM COLOR VINYL BRAND:





# 07

## BACKLIT LED LETTERS

SOLID ACRYLIC CUT LED LETTERS



ACRYLIC BACK



### PRODUCT FEATURES

**MATERIAL** CHANNEL LETTER+ACRYLIC **SUS 304**  
EVONIK R

**LED COLOR**  
RISHANG Blueview

**SIDE COLOR** METAL  
REFER TO METAL COLOR SELECTOR

**POWER SUPPLY**  
CE RO SH UL LISTED  
MW MEAN WELL

**INPUT VOLTAGE**  
12V  
220V



STAND OFF THE WALL



### PRODUCT FEATURES

**MATERIAL** SUS CHANNEL LETTERS +STAND STUD **SUS 304**

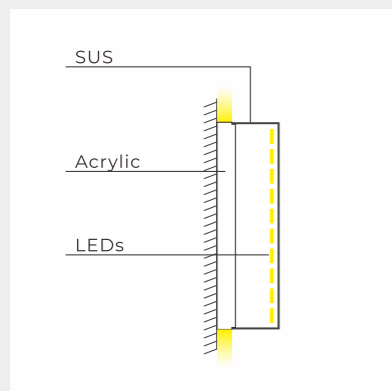
**LED COLOR**  
RISHANG Blueview

**SIDE COLOR**  
REFER TO METAL COLOR SELECTOR

**POWER SUPPLY**  
CE RO SH UL LISTED  
MW MEAN WELL

**INPUT VOLTAGE**  
12V  
220V


#### 01// INTERNAL STRUCTURE WITH LED MOULD



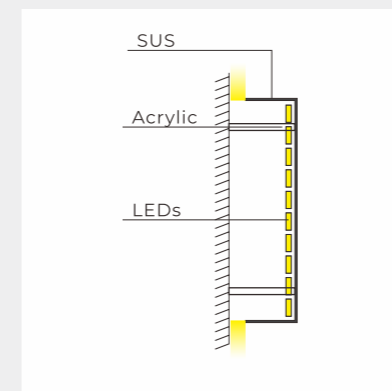
**THICKNESS** 10-80mm  
**MINIMUM LINE** 10mm

#### 02// SAMPLE SHOW

backlit letters with acrylic in the back




#### 01// INTERNAL STRUCTURE WITH LED MOULD



**THICKNESS** 10-100mm  
**MINIMUM LINE** 10mm

#### 02// SAMPLE SHOW

backlit letters stand off the wall



## ACRYLIC BACKLIT LETTERS

SOLID ACRYLIC CUT LED LETTERS



INDOOR/OUTDOOR USE

### PRODUCT FEATURES

- MATERIAL** ACRYLIC
- LED COLOR** LED STRIP
- SIDE COLOR** PAINTED REFER TO COLOR SYSTEM
- POWER SUPPLY** CE ROHS UL LISTED
- INPUT VOLTAGE** 12V

## RESIN LED LETTERS

SOLID ACRYLIC CUT LED LETTERS

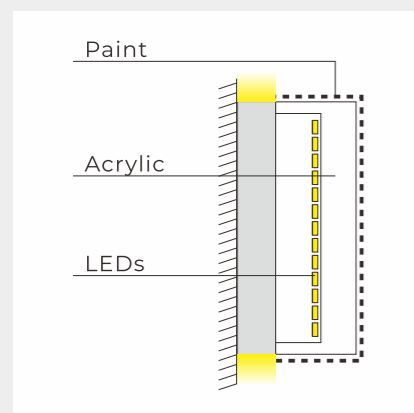


INDOOR/OUTDOOR USE

### PRODUCT FEATURES


- MATERIAL** CHANNEL LETTER+EPOXY RESIN
- LED COLOR** LED STRIP
- SIDE COLOR** PAINTED REFER TO COLOR SYSTEM
- POWER SUPPLY** CE ROHS UL LISTED
- INPUT VOLTAGE** 12V

#### 01// INTERNAL STRUCTURE WITH LED STRIP

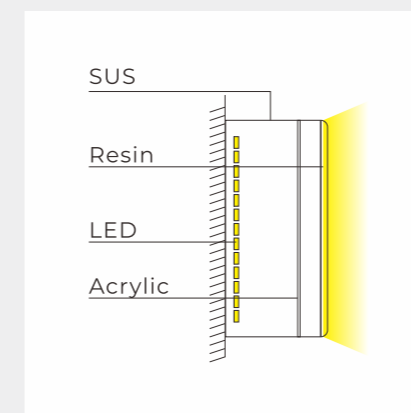


**THICKNESS** 20-35mm **MINIMUM LINE** 10mm

#### 02// 3-DIMENSIONAL SURFACE TYPE BACKLIT LETTERS WITH ACRYLIC MILLED TO POINTED FACE



#### 01// INTERNAL STRUCTURE WITH LED STRIP



**THICKNESS** 30-100mm **MINIMUM LINE** 10mm

#### 02// SAMPLE SHOW resin face led letters



— STAINLESS STEEL LED CHANNEL LETTERS

# 10

## ACRYLIC BACKLIT LETTERS

SOLID ACRYLIC CUT LED LETTERS



INDOOR/OUTDOOR USE

### PRODUCT FEATURES

**MATERIAL** SUS 304  
CHANNEL LETTER+ACRYLIC

**LED COLOR**

**SIDE COLOR** METAL  
REFER TO METAL COLOR SELECTOR

**POWER SUPPLY** CE ROSH UL LISTED

**INPUT VOLTAGE** 12V

— NO EDGE LED CHANNEL LETTERS

# 11

## LED LETTERS (NO EDGE)

SOLID ACRYLIC CUT LED LETTERS



INDOOR/OUTDOOR USE

### PRODUCT FEATURES

**MATERIAL** SUS 304  
CHANNEL LETTER+ACRYLIC

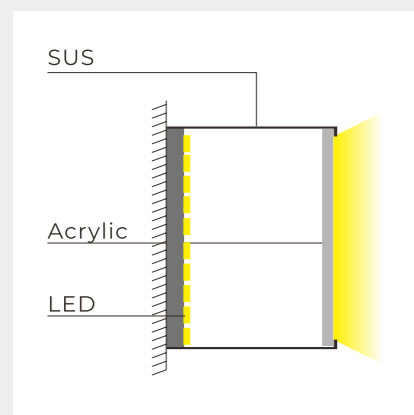
**LED COLOR**

**SIDE COLOR** METAL  
REFER TO METAL COLOR SELECTOR


**POWER SUPPLY** CE ROSH UL LISTED

**INPUT VOLTAGE** 12V

01// INTERNAL STRUCTURE WITH LED MOULD

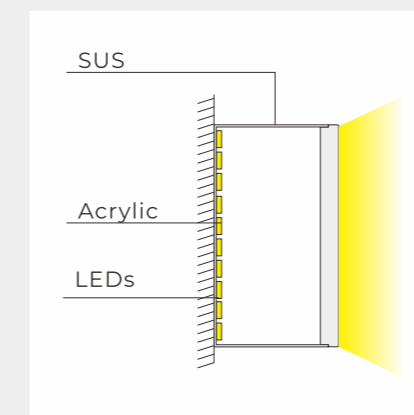


02// SAMPLE SHOW Acrylic face led letters



**THICKNESS** 40-200mm **MINIMUM LINE** 15mm

01// INTERNAL STRUCTURE WITH LED STRIP



02// SAMPLE SHOW Acrylic face led letters



**THICKNESS** 30-100mm **MINIMUM LINE** 15mm



## NEON LED LETTERS

SOLID ACRYLIC CUT LED LETTERS



NEON LIGHT= fashion+beauty+personalization+eye-catching

### TYPES OF NEON BACK PLATE



suitable for type 1/2/3



suitable for type 2

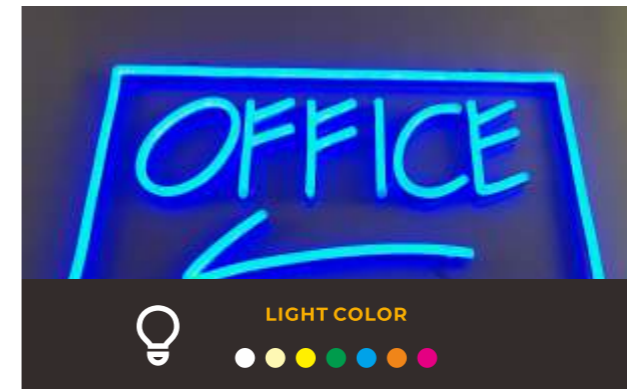


suitable for type 1/2/3



suitable for type 2/3

### 01 FLEXIBLE LED NEON LETTERS



**MATERIAL**  
ACRYLIC+LED FLEXIBLE STRIPS

**LINE THICKNESS**  
5mm/7mm/13mm/15mm

**INPUT VOLTAGE**  
12V

### 02 ACRYLIC LED NEON LETTERS

**MATERIAL**  
ACRYLIC+CNC MILLING

**LINE THICKNESS**  
15mm

**INPUT VOLTAGE**  
12V




### 03 GLASS TUBE NEON LETTERS

**MATERIAL**  
GLASS NEON TUBE **FRAGILE**

**LINE THICKNESS**  
5mm/8mm/10mm/15mm

**INPUT VOLTAGE**  
380V





# MAGNETRON SPUTTERING & COATING LETTERS

## INTRODUCTION

Magnetron sputtering vacuum coating is a uniform and smooth pure metal surface layer formed by aluminum under the action of an electromagnetic field in a vacuum. We use acrylic sputtering to make the surface a metal effect.

The surface metal effect of the magnetron sputtering vacuum coating can achieve a light transmission effect.

We can achieve the process of light transmission by controlling the thickness of the coating. When it does not emit light, it has a metallic texture and at night, the surface can directly transmit light.



## DIFFERENT MANIFESTATIONS

CHANGING LIGHT TRANSMITTANCE AND COATING COLOR



### MIRROR LETTERS

ABS/Acrylic cut with vacuum coating



### BACKLIT LETTERS

Acrylic LED backlit letter with vacuum coating



### ACRYLIC LED LETTERS

Acrylic LED letters with vacuum coating



### COLORFUL LETTERS

Acrylic backlit letter with vacuum color coating

## PRODUCT ADVANTAGES



Multiple colors available



Mirror metal effect



UV-proof



Customized from 1 item

## NON-ILLUMINATED

3D LETTERS WITH NO LIGHT

*"We produce a variety of materials and variety of styles to meet customer needs"*



### ACRYLIC CUT LETTERS

Clear+color acrylic



**MATERIAL**  
CLEAR+COLOR ACRYLIC

**SURFACE COLOR**  
REFER TO ACRYLIC COLOR

**THICKNESS**  
3/5/8/10/15/20mm+3mm

**INSTALLATION**  
STAND OFF WITH SCREW  
STICK WITH SILICONE

### METAL CHANNEL LETTERS

SUS/Aluminum/Brass



**MATERIAL**  
SUS/ALUMINUM/BRASS

**SURFACE COLOR**  
REFER TO original COLOR  
OR PLATING OR PAINT

**THICKNESS**  
10-15cm

**INSTALLATION**  
STAND OFF WITH SCREW  
STICK WITH SILICONE

### SOLID CUT STAINLESS STEEL

Solid stainless steel cut



**MATERIAL**  
STAINLESS STEEL

**SURFACE COLOR**  
REFER TO original COLOR  
OR PLATING OR PAINT

**THICKNESS**  
3-8mm

**INSTALLATION**  
STAND OFF WITH SCREW  
STICK WITH SILICONE

### SOLID ACRYLIC CUT LETTERS

Solid acrylic cut



**MATERIAL**  
ACRYLIC

**SURFACE COLOR**  
REFER TO original COLOR  
OR PAINTING COLOR

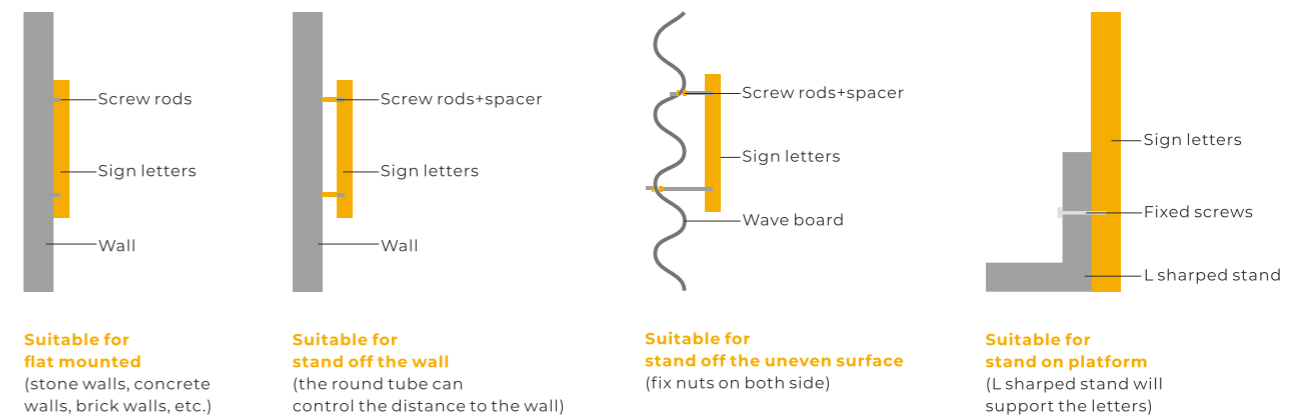
**THICKNESS**  
3-40mm

**INSTALLATION**  
STAND OFF WITH SCREW  
STICK WITH SILICONE

### SUNsign | METAL COLOR SELECTOR



### VARIOUS TYPES OF WALL FIXING METHODS



## HOW TO INSTALL?

INSTALLATION MANUAL INSTRUCTION



## INSTALLATION PRECAUTIONS

### 01 // INSTALLATION ACCESSORIES



Terminal block



Waterproof wire retainer



Crimping cap



Screws



RGB controller



Power supply



Screw rod

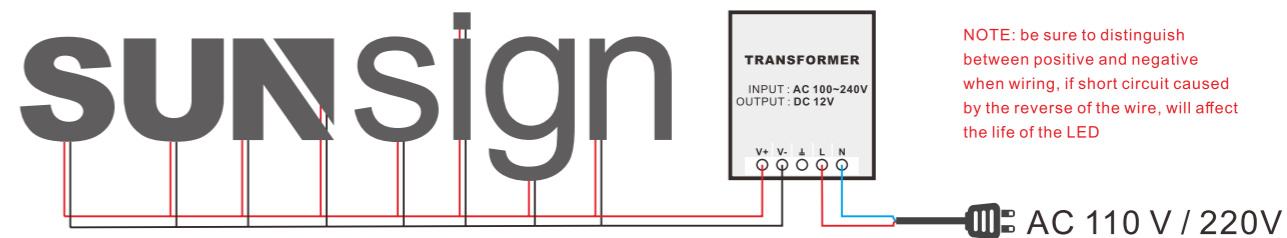


Acrylic nut

<p><b>1</b> Put the install paper on the wall and adjust the position.</p>	<p><b>2</b> Drill the wire hole according to the position on the paper.</p>	<p><b>3</b> Remove the paper.</p>	
<p><b>4</b> Apply silicone on the bottom of the letters.</p>	<p><b>5</b> Apply silicone on the bottom of the letters.</p>	<p><b>6</b> connect the wires and transformer, light on</p>	<p>Tools list:</p> <ul style="list-style-type: none"> <li>Tape measure +</li> <li>Electric drill +</li> <li>Silicone +</li> </ul>


If the situation on the site is complicated and the current installation method is not available, please consult us.

### 02 // CABLE CONNECTION




### 03 // TIPS FOR INSTALLATION

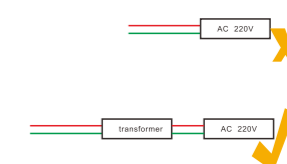
#### NOTE ON TRANSFORMER



Adjust the voltage according to the local city



Don't connect to AC 110 or 220 V directly





WE PROVIDE  
SIGN SOLUTION  
FOR MANY  
TOP  
BRANDS

### PROFESSIONAL SIGN MANUFACTURER

We are help to provide sign solution for companies and brands we believe that the quality is the life of enterprise and adhere to the principle of Service-oriented . Wish to create win-win cooperation relationship with you!

WWW | WEBSITE  
www.sunsigncn.com www.sunsignad.com

Aliexpress | ALIEXPRESS  
sunsignad.aliexpress.com

Alibaba.com | ALIBABA  
sunsign.en.alibaba.com

PHONE  
+8618020206652

EMAIL  
info@sunsignad.com

ADDRESS  
No. 8 Linhu Avenue, Wujiang, Suzhou, Jiangsu, China



We recommend our sign sample box, various types of sign letters samples, provide you with style reference, and bring convenience to your business.

GET IT AND MEET US  
ON SIGN EXPO

CASES  
20



CASES  
SOME OF OUR WORKS

